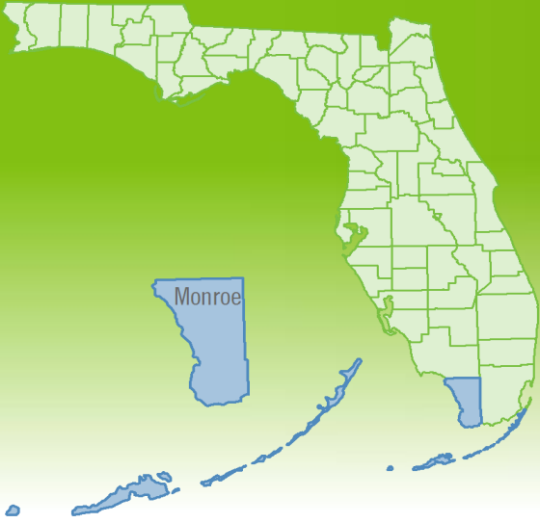


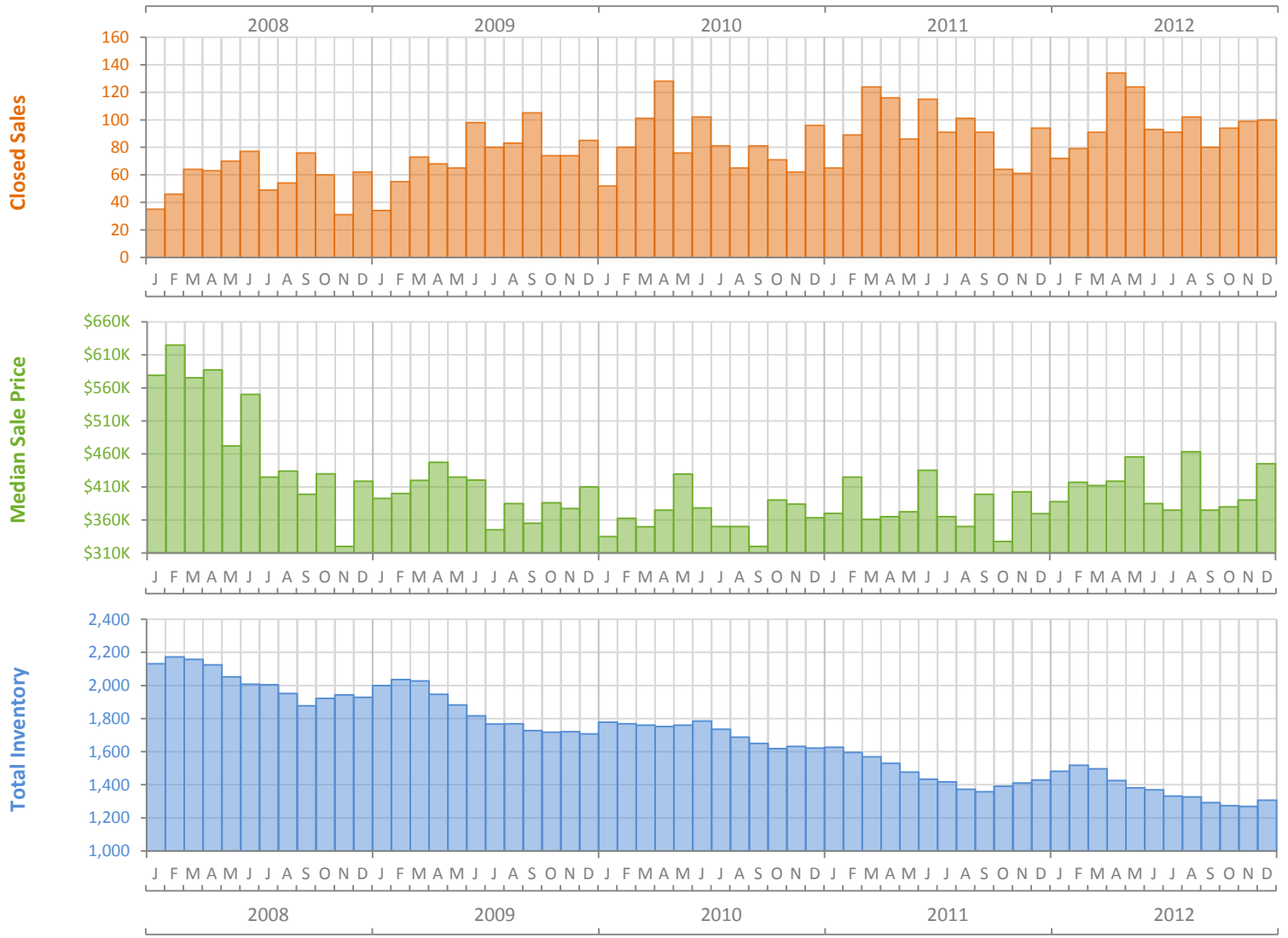
Monthly Market Summary - December 2012

Single Family Homes

Monroe County



	December 2012	December 2011	Percent Change Year-over-Year
Closed Sales	100	94	6.4%
Cash Sales	43	38	13.2%
New Pending Sales	96	76	26.3%
New Listings	201	181	11.0%
Median Sale Price	\$445,250	\$369,375	20.5%
Average Sale Price	\$699,871	\$467,616	49.7%
Median Days on Market	132	116	13.8%
Avg. Percent of Original List Price Received	87.4%	88.9%	-1.7%
Inventory of Homes for Sale	1,307	1,429	-8.5%
Months Supply of Inventory	13.5	15.6	-13.4%

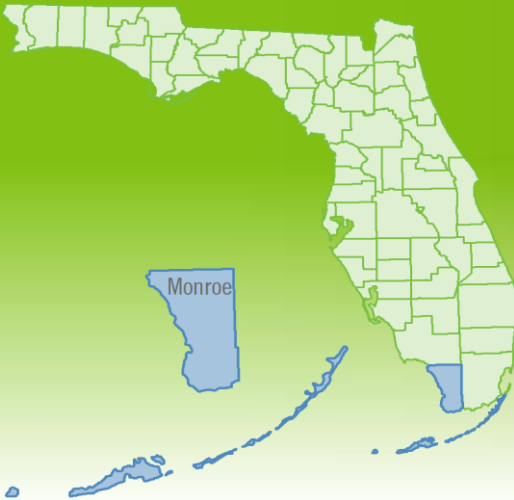


Produced by Florida REALTORS® with data provided by Florida's multiple listing services. Statistics for each month compiled from MLS feeds on the 15th day of the following month. Data released on Tuesday, January 22, 2013. Next data release is Thursday, February 21, 2013.

Monthly Distressed Market Summary - December 2012

Single Family Homes

Monroe County



		December 2012	December 2011	Percent Change Year-over-Year
Traditional	Closed Sales	68	55	23.6%
	Median Sale Price	\$548,500	\$395,000	38.9%
Foreclosure/REO	Closed Sales	12	19	-36.8%
	Median Sale Price	\$245,000	\$295,000	-16.9%
Short Sale	Closed Sales	20	20	0.0%
	Median Sale Price	\$380,050	\$315,000	20.7%

